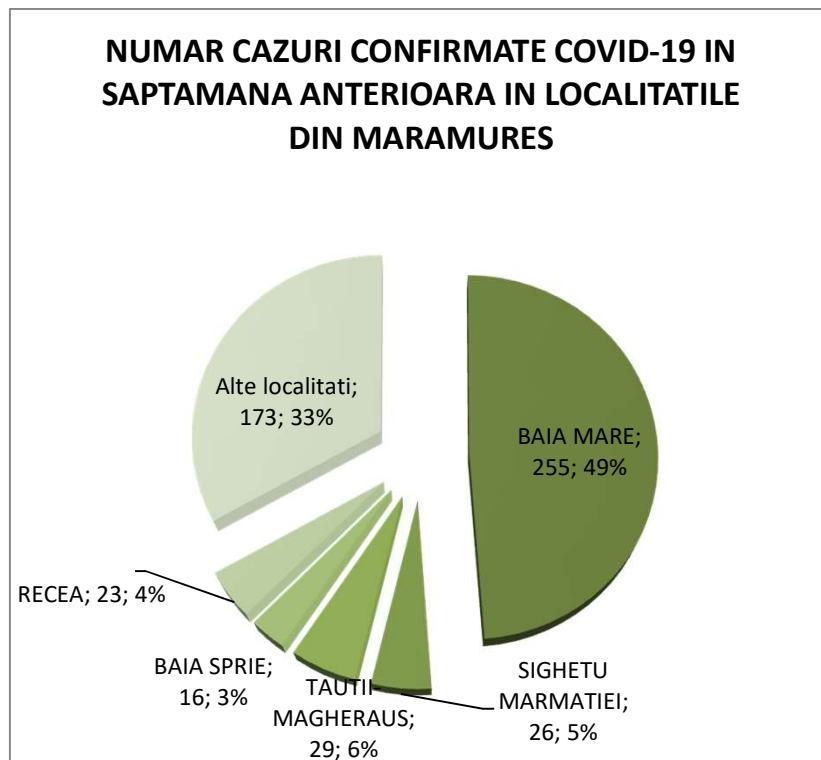
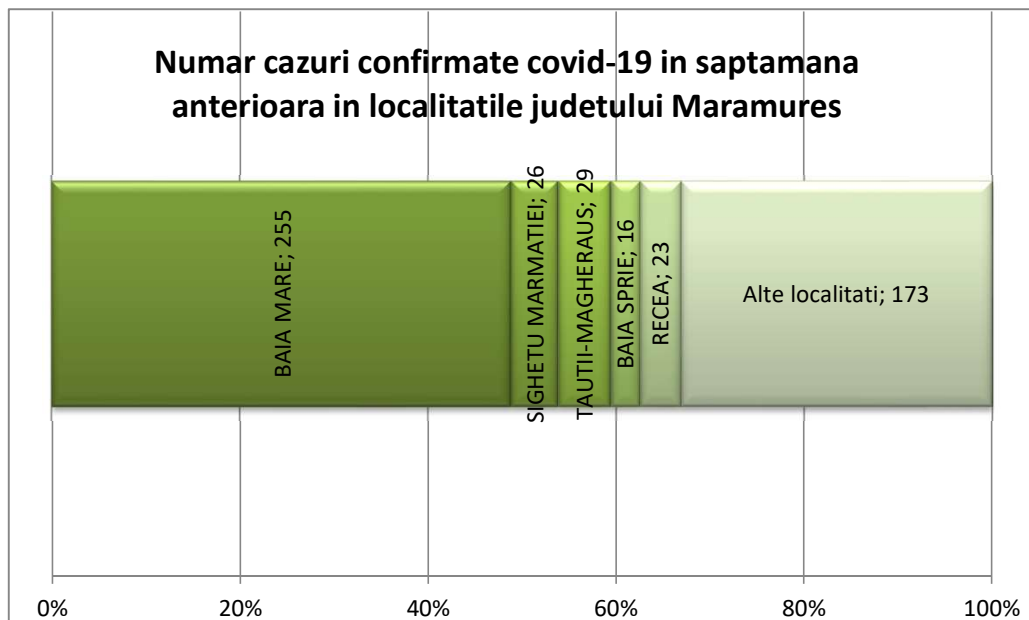


Covid 19 Raport saptamanal de supraveghere

Date raportate pana la data de 21.03.2021 in judetul Maramures

In saptamana 15.03.2021 - 21.03.2021, in judetul Maramures s-au inregistrat un numar de 522 cazuri confirmate Covid-19.

In aceasta saptamana , 66.86% din totalul cazurilor confirmate s-au inregistrat in localitatile BAIA MARE, SIGHETU MARMATIEI, TAUTII-MAGHERAUS, BAIA SPRIE si RECEA.

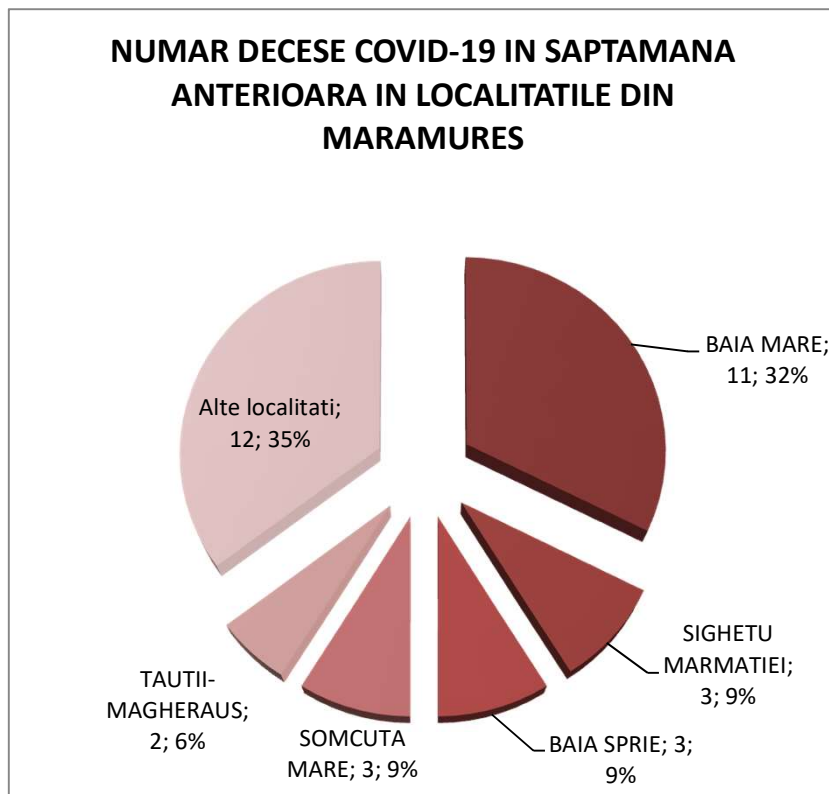
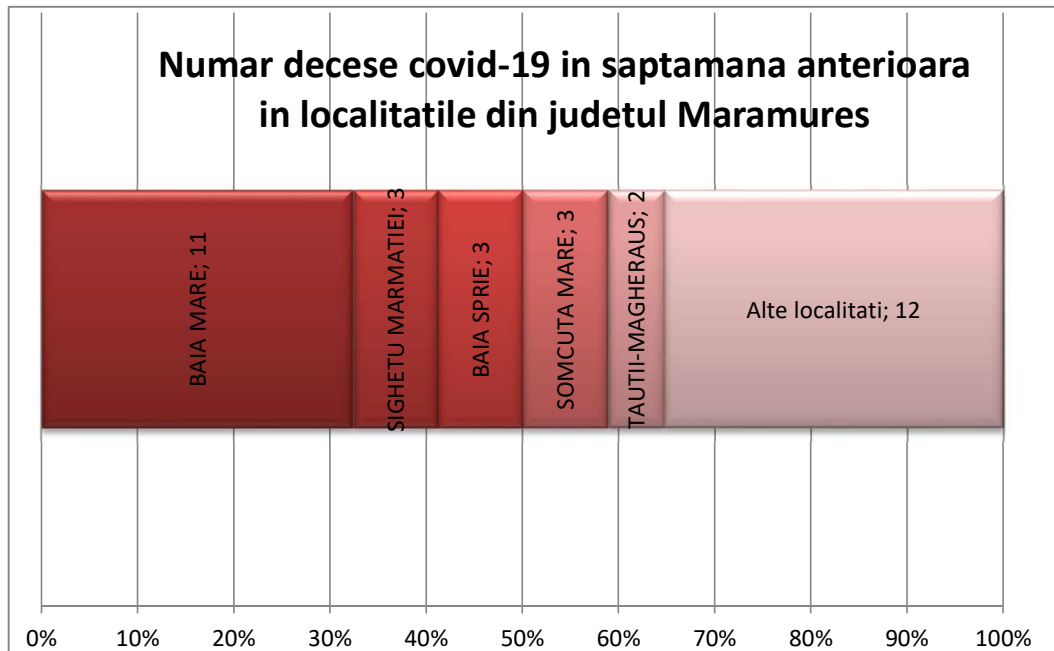


Covid 19 Raport saptamanal de supraveghere

Date raportate pana la data de 21.03.2021 in judetul Maramures

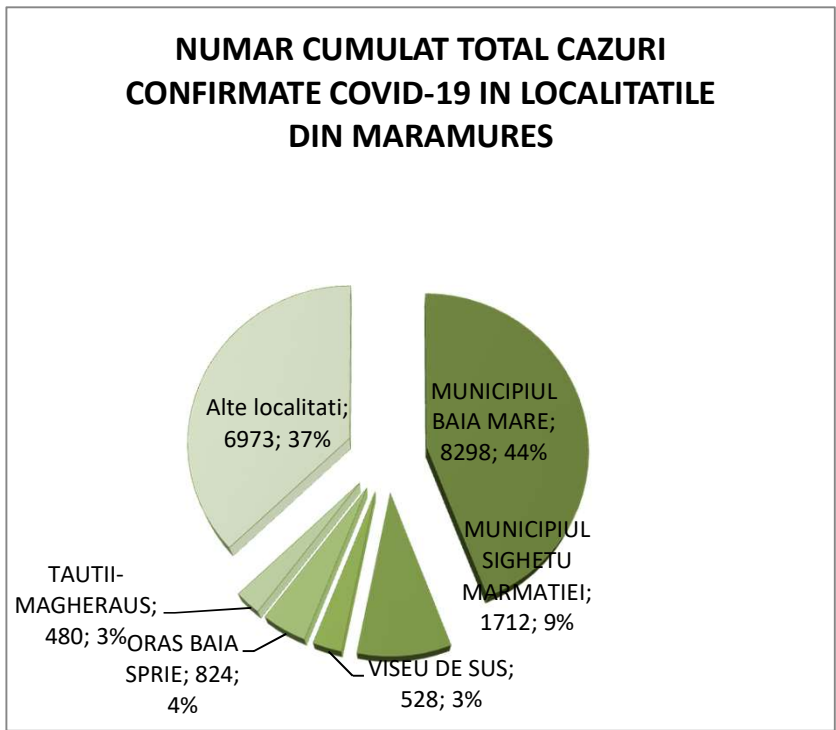
In saptamana 15.03.2021 - 21.03.2021, in judetul Maramures s-au inregistrat un numar de 34 decese Covid-19.

In aceasta saptamana , 64.71% din totalul deceselor s-au inregistrat in localitatile BAIA MARE, SIGHETU MARMATIEI, BAIA SPRIE, SOMCUTA MARE si TAUTII-MAGHERAUS.

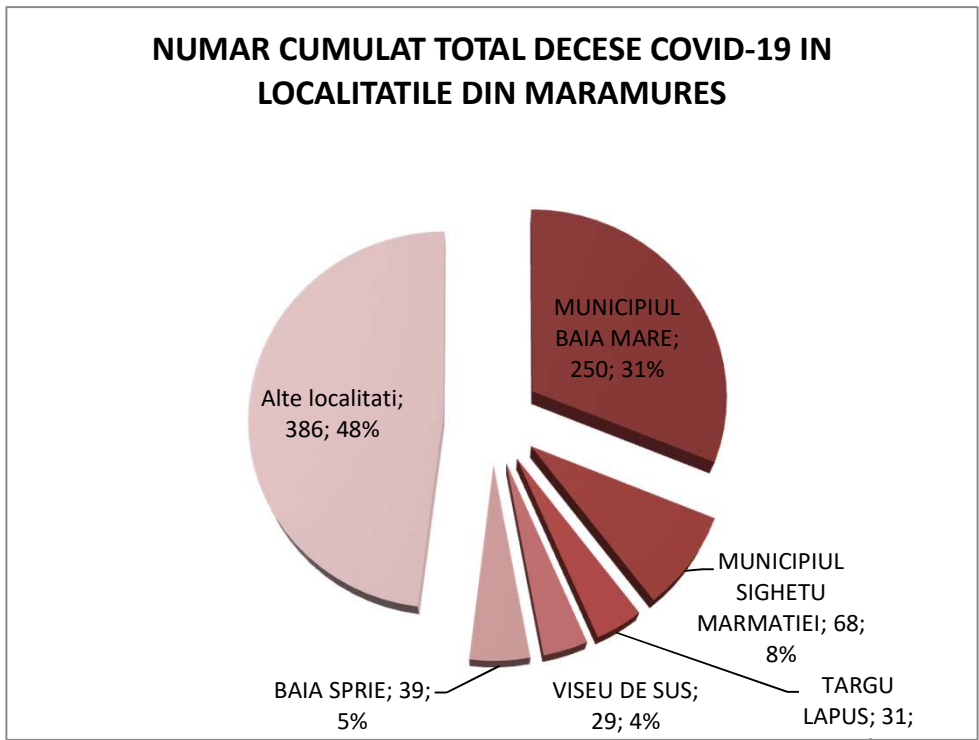


Covid 19 Raport saptamanal de supraveghere Date raportate pana la data de 21.03.2021 in judetul Maramures

In perioada cuprinsa intre luna martie 2020 si data de 21.03.2021, in judetul Maramures s-au inregistrat un numar total de 18815 cazuri confirmate Covid-19.



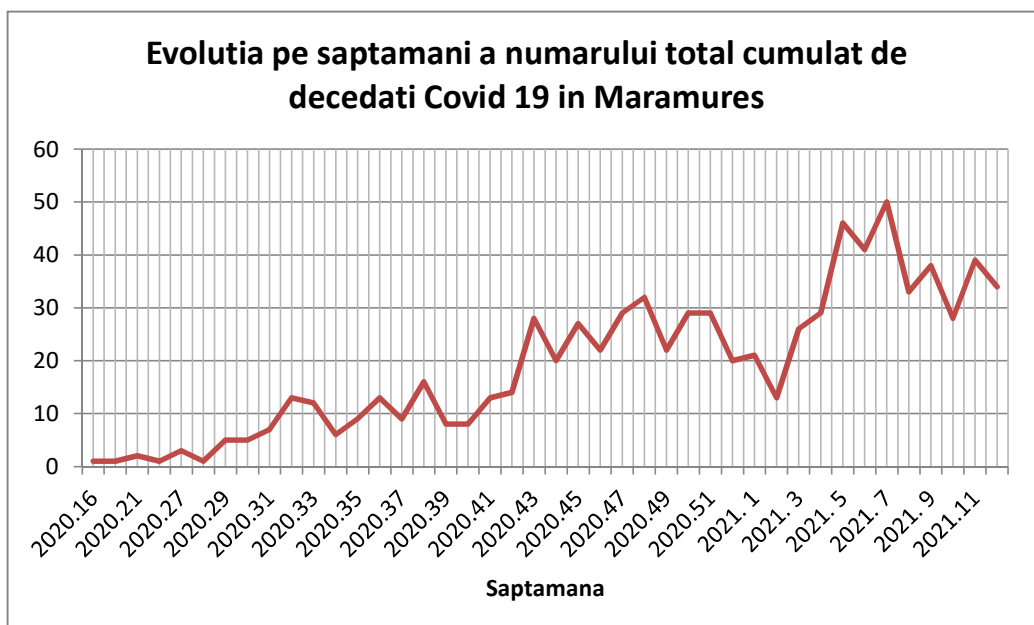
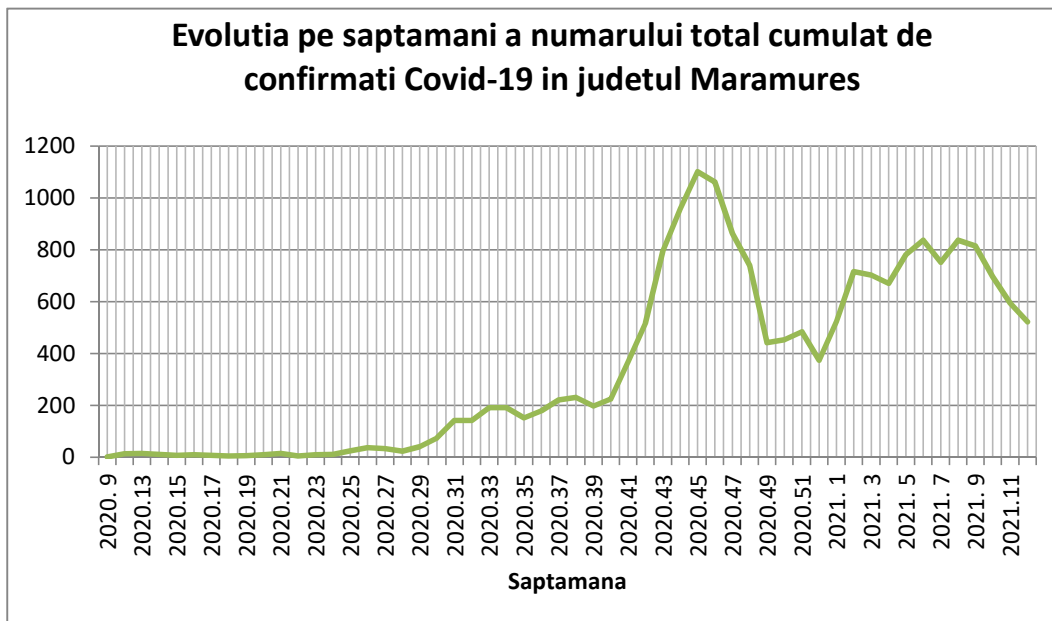
De la inceputul pandemiei Covid-19 pana la data de 21.03.2021, in judetul Maramures s-au inregistrat un numar total de 803 decese Covid-19.



Covid 19 Raport saptamanal de supraveghere

Date raportate pana la data de 21.03.2021 in judetul Maramures

Graficele de mai jos arata evolutia pe saptamani a numarului total cumulat de confirmati si decese Covid-19 in judetul Maramures de la inceputul pandemiei Covid-19 pana la data de 21.03.2021 :

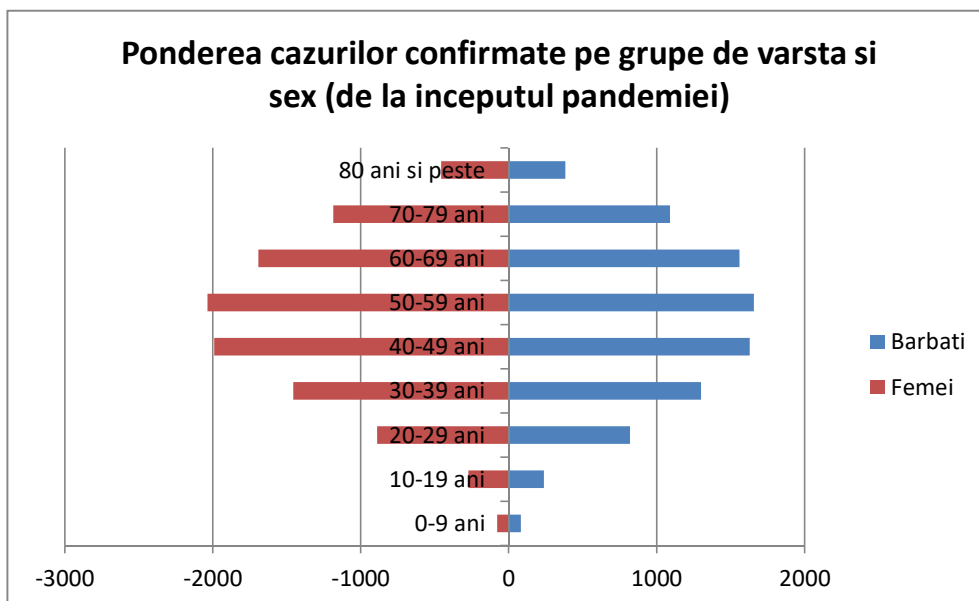
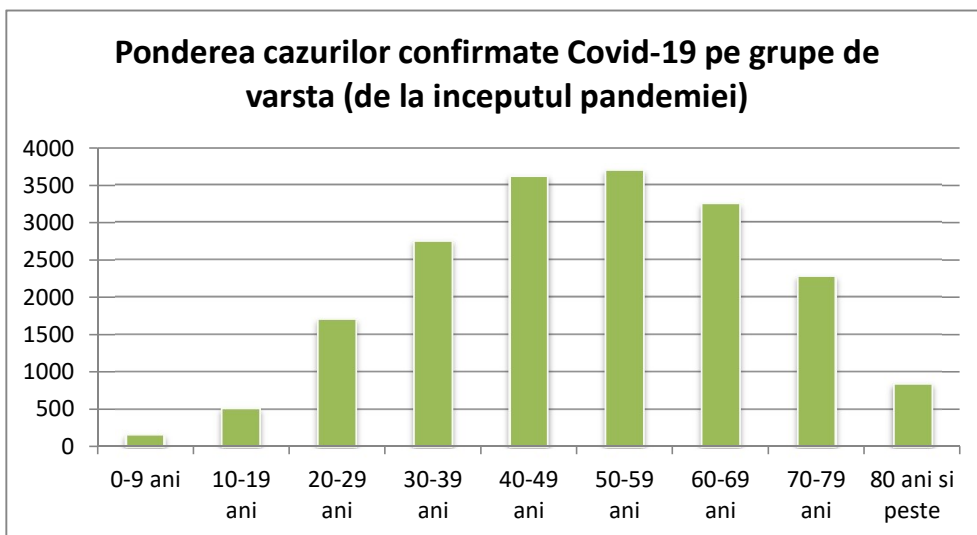


Covid 19 Raport saptamanal de supraveghere

Date raportate pana la data de 21.03.2021 in judetul Maramures

Analiza pe varste si sex a cazurilor confirmate Covid-19 in judetul Maramures de la inceputul pandemiei pana la data de 21.03.2021 :

Varsta	TOTAL	Barbati	Femei
0-9 ani	160	83	77
10-19 ani	511	239	272
20-29 ani	1707	819	888
30-39 ani	2755	1300	1455
40-49 ani	3621	1630	1991
50-59 ani	3694	1658	2036
60-69 ani	3250	1559	1691
70-79 ani	2276	1090	1186
80 ani si peste	841	384	457
total	18815	8762	10053



Covid 19 Raport saptamanal de supraveghere

Date raportate pana la data de 21.03.2021 in judetul Maramures

Analiza pe varste si sex a deceselor Covid-19 in judetul Maramures de la inceputul pandemiei pana la data de 21.03.2021 :

Varsta	TOTAL	Barbati	Femei
0-9 ani	0	0	0
10-19 ani	0	0	0
20-29 ani	5	3	2
30-39 ani	3	1	2
40-49 ani	39	25	14
50-59 ani	69	43	26
60-69 ani	213	135	78
70-79 ani	301	167	134
80 ani si peste	173	90	83
total	803	464	339

